
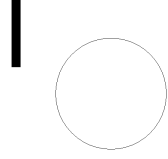

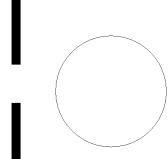
	0
		2
		

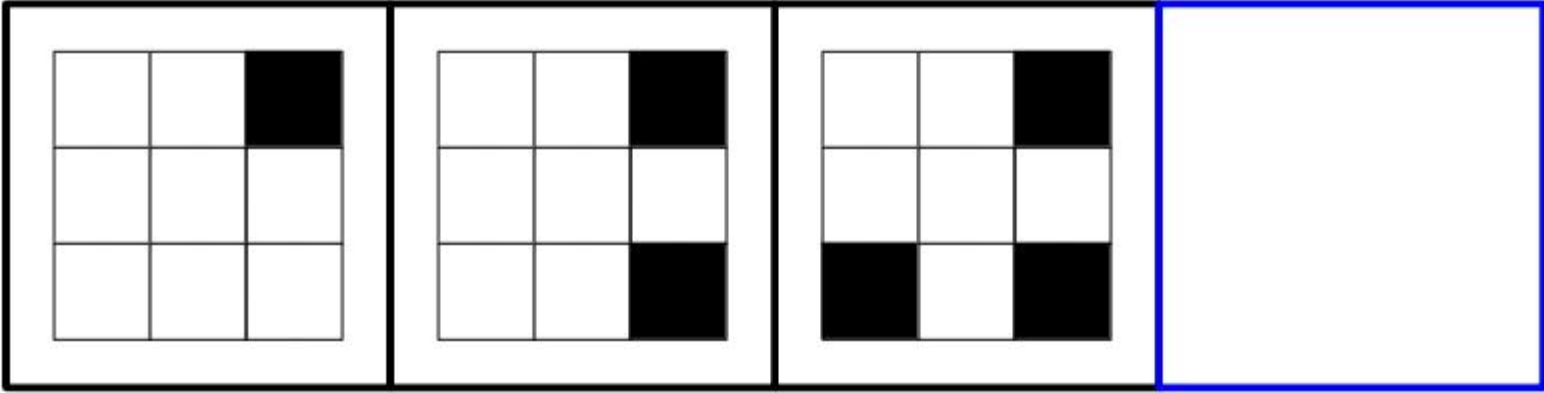
Difficulty 

CLOCK is to TIME as THERMOMETER is to ?

Difficulty ○

1, 1, 2, 6, 24, ?

Difficulty ○



Difficulty ○

0, 3, 8, 15, 24, ?, ?

Difficulty ☆

1	2	3	●		3
4	5	6			
7	8	9	x	●	
1	2	3		●	4
4	5	6		x	
7	8	9		●	
1	2	3	x	●	
4	5	6			
7	8	9	●		


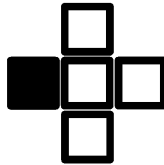

Difficulty ☆

Move one element to correct the equation. $16 = 2256$

Difficulty ★

142375 A S W N R B E C Q

Difficulty ☆ ☆

2		$\frac{1}{2}$
5		125
9		

Difficulty ☆ ☆

	=	▲
⬡	≡	4
	⌘	⬢

Difficulty ☆☆☆